

SHANGHAI

DRAGON'S EYE



ACTIVISION

For information about our products, write to:

Activision Consumer Services
P.O. Box 67001
Los Angeles, CA 90067

For the best service, be sure to **note the subject of your inquiry on the outside of the envelope.**

PLEASE DO NOT MAKE ILLEGAL COPIES OF THIS SOFTWARE

The software you are using was produced through the efforts of many people: designers, artists, programmers, distributors, retailers and other dedicated workers.

The costs of developing this and other software programs are recovered through software sales. The unauthorized duplication of personal computer software raises the cost to all legitimate users.

This software is protected by federal copyright law. Copying software for any reason other than to make a backup is a violation of law. Individuals who make unauthorized copies of software may be subject to civil and criminal penalties.

ACTIVISION

as a member of the Software Publishers Association (SPA), supports the industry's effort to fight the illegal copying of personal computer software.

Report copyright violations to:
SPA

1101 Connecticut Ave NW, Suite 901
Washington, DC 20036

Shanghai II: Dragon's Eye ©1990 Activision.

Player's Guide ©1990 Activision.

Mah-Jongg tiles ©1989 Brodie Lockard.

MS-DOS is a registered trademark of Microsoft Corp.

Shanghai II: Dragon's Eye®

Shanghai II; The Dragon's Eye®

Developed by Brian A. Rice, Inc.

Macintosh Version by Brodie Lockard.

Original Shanghai Design by Brodie Lockard.

Dragon's Eye Design by Michael E. Moore.

Shanghai II Design by Michael E. Moore and Kelly Flock.

Produced by Michael E. Moore.

Assisted by Mitzi S. McGilvray.

Programming by Brian A. Rice.

Assisted by William B. Norris IV, Cliff Falls, and Glenn Leszczak.

Compression Technology ©1990 Equilibrium by Dave Jennings.

Art Direction by Steve Snyder.

Art by Suzie Green, Jenny Martin, Steve Snyder, Don Woo, Matthew Sarconi, Karen Mangum, Jean Xiong and Doug Barnett.

Calligraphy by Terry Beach Englehart and Jean Xiong.

Sound by Pete Mokris.

Music by Russell Liebleich.

Tools Management by Michael Latham.

Product Management by Tom Dickson.

Package Design by Lance Anderson Designs and Steve Young.

Photographs by Mark Leet.

Player's Guide by Steve Englehart.

Layout by Leslie Roth and Nancy Waisanen.

Testing by Bryan C. Beckstrand, Gary Barth, Jeff Glazier, John R. Carlsen, Kelly Zmak, and Peter Winch.

Special Thanks to Joe Ybarra, Lucy Bradshaw, Glyn Anderson, Rob Lupo, Jeff Glazier, Tony Van, Bill Holt, Robert Zalot, Rob Wallin, Scott Aaron, John Vifian, John Carlsen, Bill Volk, Kevin Cheung, Dee Street, and those Future Fortune Cookie Writers of America, Chuck Romberger and Don Harlow.

For technical help, call Product Support between 9:00 AM and 5:00 PM Monday through Friday at 310 207 4500

The Past

In the earliest centuries of mankind, our ancestors entertained themselves by throwing small marked pieces of bone and wagering on their fall. These implements eventually became what we call dice.

Sometime later, the Chinese changed the dice into tiles, and created a game we call dominos. In 1120 AD, during the reign of Siuen-ho, dominos became standardized in the form we still know today. But over time, new and different versions of dominos came to be played in the provinces.

In the early part of this century, Joseph P. Babcock, an American businessman living in Shanghai, made a study of one of those games. It was called ma chiang, ma cheuk, or ma ch'iau, all of which are dialect names for "sparrow," the "bird of 100 intelligences." In 1920, he brought the game and its colorful tiles to the West under the name Mah-jongg. Mah-jongg became a huge fad in the English-speaking world, and has retained its attraction ever since.

But Mah-jongg is not the only variation of this ancient and intriguing obsession. Now from the Orient comes Shanghai, and Dragon's Eye...

Table of Contents

The Past	3
Shanghai	6
Objective.....	6
Getting Started	6
Changing Layouts and Tile Sets	6
Strategy Hints for Shanghai	7
The Dragon's Eye	8
How to Play Dragon's Eye	9
The Dragon Slayer's Turn	11
The Dragon Master's Turn	12
Strategy Hints for Dragon's Eye	13
Dragon Slayer Hints	13
Dragon Master Hints	13
The Tournament Game	14
Difficulty of Play	15
Solitaire and Challenge Modes	15
Solitaire Mode	15
Challenge Mode	16
The Layout Construction Set	17

Tile Sets	18
The Twelve Animals of Time	19
Rat	20
Ox	22
Tiger	24
Rabbit	26
Dragon	28
Snake	30
Horse	32
Ram	34
Monkey	36
Rooster	38
Dog	40
Boar	42
The Present	44
Activision Limited 90-Day Warranty	45
Returns	46

Shanghai

Objective

The object of Shanghai is to remove all the tiles from the layout, one pair at a time. To be removed, both tiles in a pair must be free at the same time, and they must match. A tile is considered free if there's nothing on top of it, and if it can slide out to the left, to the right, or both. A tile which can only slide toward the top or the bottom of the screen is not free.

There are usually four of each tile, which can be removed as two matching pairs. In some tile sets, there are four unique tiles. Each of these tiles matches any other tile in its set. For example, in the Fantasy tile set, the Court tiles consist of the King, Queen, Princess, and Jester; any Court tile matches any other Court tile.

Getting Started

If you do not select a layout, you default to the Shanghai layout, using the Mah-jongg tiles. To remove a pair of tiles during the game, simply select the two tiles you want. To select a tile, click on it with the mouse, click on it with the joystick button, or move the cursor onto it with the arrow keys and hit **Enter**. If it's eligible to be removed, it will become highlighted. Selecting a matching tile removes the pair. Continue to remove matching pairs until the layout is gone.

As you remove tile pairs, the game tells you how many tiles still remain in the layout. Thus, if you see "32" at the top of the screen, you know that there are still 32 tiles (16 pairs) to be removed.

If you change your mind about selecting a tile, just select it again, and it will become unhighlighted.

Changing Layouts and Tile Sets

You can play Shanghai with any of thirteen layouts using any of eight tile sets. Note that if you select a new tile set in the middle of a game, you will automatically start a new game.

上海

Strategy Hints for Shanghai

There are three levels of difficulty in the layouts. Each group below is listed alphabetically.

EASY

- Boar
- Dragon
- Rat
- Snake

ADVANCED

- Dog
- Monkey
- Ram
- Rooster
- Shanghai

MASTER

- Horse
- Ox
- Rabbit
- Tiger

- 1) Concentrate on removing tiles that are blocking the most moves. There are few such tiles in the Easy layouts, several key blocking tiles in the Advanced layouts, and multiple blocking tiles in the Master layouts.
- 2) Examine each layout carefully before starting play to find as many matching pairs as possible. Also, in the Advanced and Master layouts, check for tiles that you will need to unblock as soon as possible. It is often better to concentrate on long rows than on tall stacks.
- 3) Always check for triples. If you've found a pair to remove, look for a third (or fourth) free tile that also matches. If you take two out of three matching tiles, make sure the one you leave is blocking the fewest important tiles. If you're not sure what to do with a triple, leave it and make another move instead.
- 4) If you see all four tiles of one kind free at the same time, remove them so they're out of your way.
- 5) Look ahead as many moves as you can.

The Dragon's Eye

In a time now clouded to both East and West, the Red Empress bore her husband twin children—a boy with flashing black eyes, and a girl with eyes as pale as ivory. But in the earliest days of the children's lives, the girl-child was stolen away. Though the Emperor strongly suspected a Magician who bore him an ancient grudge, a complete search of the empire yielded no trace of the little girl.

Twenty years later, the Red Emperor died, and his son, now grown, succeeded him. But on that same night, a fearsome roar echoed from the earth, and in the following days terrified peasants reported that a dragon had appeared upon the land. The new Emperor did not fear dragons, for he had been well taught, and knew that the power of the beasts could be used for good as well as ill. And it was well with him that he thought so, for the next evening, as he strolled alone among the far reaches of his estates, he stepped out from a forest and found himself face to face with the creature.

Staring into its face he saw pale ivory eyes.

Immediately realizing that this was his sister transformed, he summoned the Magician to his court. The old man came, unrepentant. "These twenty years she has been a beast," raved the Magician, "growing in a secret cave, under my watchful eye. And now that she is fully grown, she will lay waste to your empire for me."

But the Emperor challenged the Magician to a game of skill he had devised. Whoever won should control the other. And with the encounter in the forest still foremost in his mind, the young man called his game "Dragon's Eye."

Each tile was played with infinite patience. Four days passed as the antagonists pursued their contest. But finally, as the fourth evening was falling, the Emperor won his game. Pale, exhausted, the old Magician sat back—and for the first time, smiled. "You have won," he hissed through discolored teeth, "but the prize you played for is illusory. I transformed your sister into a dragon, yes, but no power on earth or in heaven can return her to her human state."

"You misunderstand my desire," replied the youth. "My sister has been a dragon all her life; she knows nothing else. She could not be happy as a human being. But neither can she know happiness as the sole representative of her new race. So this is the prize you will give me: you will transform *me* into a dragon as well!"

Then he willingly submitted to the Magician's power, so that soon two dragons were seen in the empire—a boy with flashing black eyes,

and a girl with eyes as pale as ivory.

How to Play Dragon's Eye

The Dragon Display

On the left side of the screen is the Dragon display. When you start a game, eight tiles appear on the board. The six face-up tiles are the Dragon's "limbs" and the two face-down tiles are the Dragon's "heart." Should they later become cleared, you'll see that the spaces beneath the limbs are light gray and the spaces beneath the heart are dark gray.

On the right side of the screen, at the bottom, are five tiles. These form the Dragon Slayer's hand. There are three tiles to the right at the top of the screen. These form the Dragon Master's hand.

Objective

The object for the Dragon Master is to build the Dragon to full strength by filling all spaces on the display one level high, and all spaces on the Dragon's heart and limbs two levels high. The Dragon Slayer, on the other hand, tries to remove all tiles from the "heart" and "limb" spaces. In either case, this is an automatic victory for the player.

How to Play

The Dragon Master places tiles on the Dragon display to fill it up. The Dragon Slayer tries to remove matching tile pairs from the display to empty it, but he must place a tile on the display if he can't find a match.

A tile becomes blocked when tiles are placed adjacent to it on both sides, and cannot be removed until it is unblocked. Blocked tiles are inverted. When the Dragon Slayer removes a tile that blocks others, the now-unblocked tiles turn face up and are available to be removed.

Second-level tiles are placed only on eligible face-down tiles of the heart and limbs. These eligible tiles have white backs.

As soon as the last open space on the second level is filled, and the Dragon Slayer can't make any more moves, the game ends. If all tiles are removed from the heart and limb spaces, the game ends. If all 144 tiles have been drawn and played and the Dragon display is not completed or emptied, the game ends; in this case, the players' scores are compared to determine the winner.

Variations

In practice mode, you play Dragon's Eye as the Dragon Slayer, with the computer playing the Dragon Master. At the beginning of each round in a Tournament game, you play Dragon's Eye in the mode you chose for the Tournament, alternating, round by round, between Dragon Slayer and Dragon Master.

When you play **Solitaire** against the computer, you see the tile played by the computer if it's placed face up on the display, but not if it's placed face down. The tiles in your hand are always face up.

In **Challenge** mode (two-player), players alternate turns as usual. Both hands are face down. When your turn comes, have the other player look away and select **Flip** to turn your hand face up. When you finish your turn by selecting **Done**, your hand automatically flips face down.

龍眼

The Dragon Slayer's Turn

The Dragon Slayer always goes first. If you are playing against another player, select **Flip** to turn the tiles in your hand face up. Note that there is a finger pointing to your hand when it is your turn.

You have five tiles in your hand to begin with. As your turn begins, a sixth tile is automatically drawn for you.

You now try to remove matching tile pairs from the Dragon display. Removing tiles is the same as in Shanghai. You select a tile in your hand or on the board and then select a matching tile. The tiles are removed. You may remove as many tiles as you can or wish to.

If you ever have less than five tiles in your hand, you can immediately draw new tiles, using the **Draw** button on the display. You continue to match tiles until you no longer can or wish to.

If you have six tiles and can make no matches, you must discard one of the tiles in your hand onto the Dragon display. Select the tile you wish to discard and then the space on the board where the tile is to go; the pointing finger will turn gray. At the end of your turn, you can have a maximum of five tiles in your hand.

Once you've completed all available actions for a turn, select **Done** to end your turn; in the **Challenge** mode, your tiles will also flip over. The finger now points at the Dragon Master's hand.

殺龍者

The Dragon Master's Turn

The Dragon Master always goes second. When the finger points at your hand, it's your turn. You start the game with three tiles. In a two-player game, select **Flip** to turn your tiles face up.

In your turn, you place one of these tiles on the board.

You face only one restriction when placing tiles. If any Dragon "heart" or "limb" space is open (they are the light and dark gray spaces in the center of the display), you must fill this space, with a "heart" space having precedence over a "limb." If the "heart" and "limb" spaces are all filled, you can place the tile anywhere.

You will want to place tiles to block as many spaces as possible.

You may now draw another tile, which ends your turn. Select **Draw**. If you forget to draw a tile at the end of your turn, the computer will automatically draw one for you. You can never have more than three tiles in your hand.

Select **Done** to end your turn. In two-player mode, your hand will be inverted when you select **Done**.

龍王

Strategy Hints for Dragon's Eye

Dragon Slayer Hints

- 1) Keep drawing as many tiles as possible to continue making matches. Remove all matching tiles from the board as soon as possible.
- 2) If you have a matching pair in your hand, place one of the pair on one of the six spaces at the edges of the Dragon that block two tiles each. You'll be able to unblock those spaces later at your convenience.
- 3) Don't worry too much about having to put tiles on the Dragon display. You will usually find "cascades" happening, where matching pairs of tiles suddenly appear all around the display.
- 4) If you must put a tile on the display, try to place it in a space where it does not block others. The center tiles are the best.

Dragon Master Hints

- 1) Although you have only three tiles in your hand, you control the pace of the game. Your objective is to bury matching pairs so your opponent cannot remove them. Try to capture the six outer spaces on the display that block two spaces each.
- 2) Try to remember which tiles have been removed. If a pair has already been removed and you place a third similar tile on one of the outer spaces, there is only one tile remaining that can be matched and unblock the two tiles.
- 3) You will often have three tiles in your hand that match others on the display. Place the tile that will do the least damage by unblocking the minimal number of other spaces. You may be able to bury the more damaging tiles in future moves.

The Tournament Game

A Tournament game consists of four rounds. In each round you play four layouts: Dragon's Eye, then three levels of Shanghai (Easy, Advanced, and Master). You can play a Tournament in **Solitaire** or **Challenge** (two-player) mode. Before the Tournament begins, you can enter player names, each of which can be seven characters long, using the **New Game** option. See the Reference Card for more details. In the **Challenge** mode, you must determine which player will go first throughout the Tournament.

Dragon's Eye is scored on the basis of skill.

Shanghai scoring is based on time taken in playing. The faster you complete your three layouts, the higher your score. A time penalty is applied for using the functions under the **Help** menu.

In **Challenge** mode, the difference in time between the two players on each layout is awarded to the player with the lower time, one point per second. At the beginning of each layout, there is a short pause so that the players can study the board; no matches can be made during this time.

At the end of each round, the players' scores appear after the reward sequence. Bonus points are awarded for an automatic victory in Dragon's Eye.

When you complete the final round in a Tournament game, the game shows your score (or both scores in **Challenge** mode) and the Hall of Fame appears after the final reward sequence. Eligible scores are entered in the Hall of Fame and highlighted.

比賽

Difficulty of Play

In each of the four **Tournament** rounds, the games increase in difficulty. All Tournament games can be played in either **Solitaire** or **Challenge** mode. The order for the Tournament game is as follows—

ROUND ONE	ROUND TWO	ROUND THREE	ROUND FOUR
• Dragon's Eye	• Dragon's Eye	• Dragon's Eye	• Dragon's Eye
• Boar (easy)	• Snake (easy)	• Dragon (easy)	• Rat (easy)
• Dog (advanced)	• Monkey (advanced)	• Rooster (advanced)	• Ram (advanced)
• Rabbit (master)	• Ox (master)	• Horse (master)	• Tiger (master)

Solitaire and Challenge Modes

Regular Shanghai, the Tournament game, and Dragon's Eye can be played in both **Solitaire** and **Challenge** modes. **Solitaire** mode is one-player and **Challenge** is two-player.

Solitaire Mode

Shanghai

Solitaire Shanghai uses the standard rules. You can select any layout and any tile set. There is no scoring involved.

Tournament

Standard rules are used in Tournament games. At the beginning of each round, you play Dragon's Eye, alternating, round by round, between being the Dragon Slayer and the Dragon Master. Then you play three Shanghai layouts to complete the round.

Dragon's Eye is scored on the basis of skill.

Shanghai scoring is based on time taken while playing. The faster you complete your three layouts, the higher your score. A time penalty is applied for using the functions under the **Help** menu.

At the beginning of each round in a **Solitaire** Tournament Game, you play Dragon's Eye, alternating between the Dragon Slayer or Dragon Master, with the computer as your opponent. After you take your turn, the computer takes its turn.

Challenge Mode

单打

In this mode, you compete against another player. You use the regular Dragon's Eye and/or Shanghai rules, and take turns in playing.

Both players must use the same method of input—mouse, joystick, or keyboard.

Note: In a Tournament game, the players' respective times to finish the three Shanghai layouts in a round are compared to determine the winner. Once the winner in a round is determined, the clocks start at zero again.

艰难

The Layout Construction Set

You can create your own layouts, save them, and use them in **Solitaire** or **Challenge Shanghai**.

Getting Started

A template grid appears on the screen. The grid has eight rows of fifteen spaces. Tiles must be placed within the limits of the grid. You can create layouts up to six layers high.

A number at the upper right corner of the Menu bar tells you how many tiles are left to place. All complete layouts must contain 144 tiles.

Placing Tiles

To place a tile, select any space on the display with the mouse or joystick button or by pressing **Enter** when using the keyboard. A blank tile will appear. You can move this tile around the board by selecting it and dragging it. To drag a tile with the keyboard, select it by moving the cursor over the tile with the arrow keys and pressing the **Space Bar**. The tile will be highlighted. Move the tile around the board with the arrow keys, and press the **Space Bar** (or press **Enter**) to place it. The tile will move in half-space increments across the board. Once the tile is in the position you want, release it.

If you drag a selected tile off the edge of the display, it will disappear. If you drag it across a tile already on the display, the dragged tile will be positioned on top of the other tile, to a maximum of six layers.

You can place a tile directly on top of another tile on the display by clicking with the **right** mouse/joystick button or the **Enter** key. Once this tile is placed, you can reposition it as you wish by dragging it.

If you decide to remove a tile, select it with the mouse or joystick button and drag it off the display. When using the keyboard, select the tile and then press the **Delete** key.

Please refer to the **HELP** menu for further information.

Tile Sets

You can play any layout, including your own layouts, with any of the eight tiles sets listed below. It is very easy to make matches with some tile sets (Numbers and Letters, for example) while others are quite challenging.

To change tile sets, select the **Options** menu and then select **Load Tile Set**. You can then select the new tile set by selecting the appropriate name and then the **OK** button. Note that if you start a new tile set in the middle of a game, you will automatically start a new game.

- Mah Jongg
- Sports
- Playing Cards
- Numbers and Letters
- Flags of the World
- Animals
- Fantasy World
- Hanafuda

牌

The Twelve Animals of Time

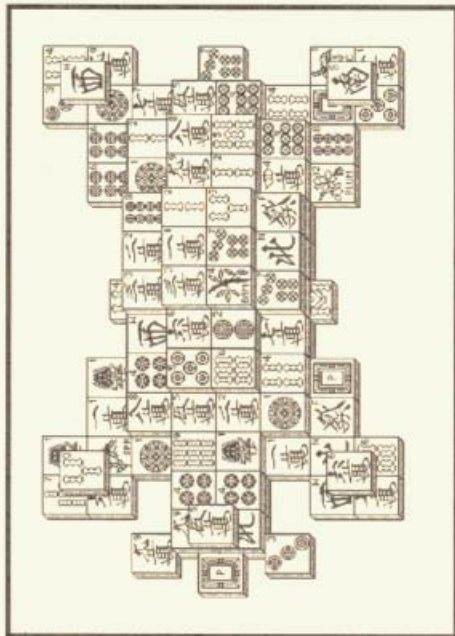

In the 61st year of the reign of Emperor Huang Ti, which others call 2637 BC, the aged Emperor introduced a lunar calendar—a calendar which is still in use today in the East. It is measured by a 60-year outer cycle, broken into five inner cycles of 12 years each. Each year begins with the new moon in the time we call Aquarius, sometime in January or February. The 78th outer cycle of the lunar calendar began on February 2, 1984 and will run until January 30, 2044.

Now, in the last year of the life of Siddhartha Gautama, the Buddha, which others place near 483 BC, that holy man called the animals of the earth to come to him, that he might bid them farewell. But of all the animals, only twelve responded to his call. As their reward he named the twelve years of the inner cycles for them, in the order that they arrived. First there was the Rat, then the Ox, then the Tiger, the Rabbit, the Dragon, the Snake, the Horse, the Ram, the Monkey, the Rooster, the Dog, and the Boar.

In the centuries since, men and women born during an animal's year have been seen to exhibit the characteristics of that animal. Shanghai players have found insights into humanity by playing layouts based on the animals. Now you have the chance to learn their secrets for yourself...

黃帝 菩薩

Rat



Years

January 31, 1900—February 18, 1901
February 18, 1912—February 5, 1913
February 5, 1924—January 24, 1925
January 24, 1936—February 10, 1937
February 10, 1948—January 28, 1949
January 28, 1960—February 14, 1961
February 15, 1972—February 2, 1973
February 2, 1984—February 19, 1985
February 19, 1996—February 6, 1997

The Rat person is always busy, always sociable. He hurries hither and yon, involved in big projects (sometimes too big for his changeable nature!). But however his projects turn out, he seems to have all he needs—primarily because he makes efficient use of everything he has. And if he ever is disappointed, he bides it well. He's the one who keeps his head when all about him are losing theirs, which is why he's generally at the head of the pack.

People

Peter the Great, 1672
George Washington, 1732
Louis Armstrong, 1900
Clark Gable, 1901
Marlon Brando, 1924
Jimmy Carter, 1924
Prince Charles, 1948

Events

America discovered, 1492
Poor Richard's Almanac, 1732
Democratic Party founded, 1792
Telephone invented, 1876
First National Baseball League founded, 1876
Little Big Horn, 1876
The Commonwealth of Australia created, 1900



Years

February 19, 1901—February 7, 1902
February 6, 1913—January 25, 1914
January 25, 1925—February 12, 1926
February 11, 1937—January 30, 1938
January 29, 1949—February 16, 1950
February 15, 1961—February 4, 1962
February 3, 1973—January 22, 1974
February 20, 1985—February 8, 1986
February 7, 1997—January 27, 1998

People

Ludwig van Beethoven, 1770
Adolf Hitler, 1889
Gary Cooper, 1901
Walt Disney, 1901
Charles Lindbergh, 1902
Gypsy Rose Lee, 1914
Johnny Carson, 1925

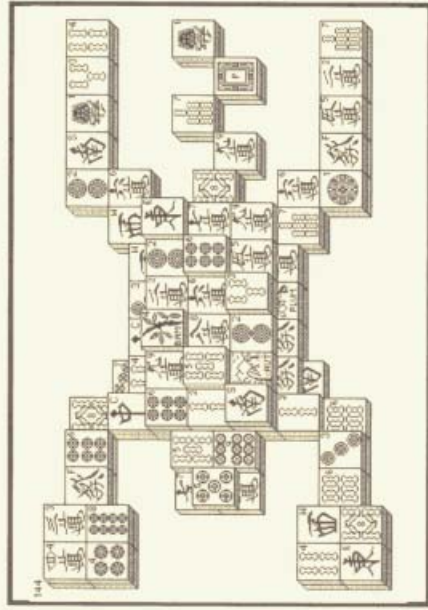
The Ox person is a hard worker—dependable, methodical, and tireless. The difficulty comes if you want him to change his course. The Ox puts his head down and goes for the gold—if you're not in his way (or worse, going the other direction), you'll naturally applaud his fortitude and follow where he leads. He has a great respect for system and tradition; he'll get the best out of what's there to be gotten.

Events

Discovery of Uranus, 1781
Capitol Building begun, 1793
Edison announces phonograph, 1877
First Charlie Chaplin films, 1913
Chicago-style jazz arrives in Europe, 1925
First man in space, 1961
Berlin Wall built, 1961

牛

Tiger



Years

February 8, 1902—January 28, 1903
January 26, 1914—February 13, 1915
February 13, 1926—February 1, 1927
January 31, 1938—February 18, 1939
February 17, 1950—February 5, 1951
February 5, 1962—January 24, 1963
January 23, 1974—February 10, 1975
February 9, 1986—January 28, 1987
January 28, 1998—February 15, 1999

People

Charles de Gaulle, 1890
Agatha Christie, 1890
Ansel Adams, 1902
Zsa Zsa Gabor, 1915
Queen Elizabeth II, 1926
Marilyn Monroe, 1926
Peter Jennings, 1938



The Tiger person is the essence of a king—loaded with power yet constrained to use it wisely. As a cub he's quite a swashbuckler, dashing off wherever adventures await, but as an adult he's content to keep the home fires burning. The world around him enlivens him, wherever he may be, and he, in turn, enlivens the world. Just don't forget that he has claws when he needs them.

虎

Events

Republican Party founded, 1854
First General Election in Japan, 1890
Panama Canal Opened, 1914
Ernest Hemingway's *The Sun Also Rises* published, 1925
Orson Welles' "War of the Worlds," 1938
Nixon resigns, 1974
Activision releases Shanghai I, 1986

Rabbit



Years

January 29, 1903—February 15, 1904
February 14, 1915—February 2, 1916
February 2, 1927—January 22, 1928
February 19, 1939—February 7, 1940
February 6, 1951—January 26, 1952
January 25, 1963—February 12, 1964
February 11, 1975—January 30, 1976
January 29, 1987—February 16, 1988
February 16, 1999—February 4, 2000

People

Albert Einstein, 1879
George Orwell, 1903
Cary Grant, 1904
Billie Holiday, 1915
Hugh Hefner, 1927
Andy Warhol, 1927
Mark McGwire, 1963

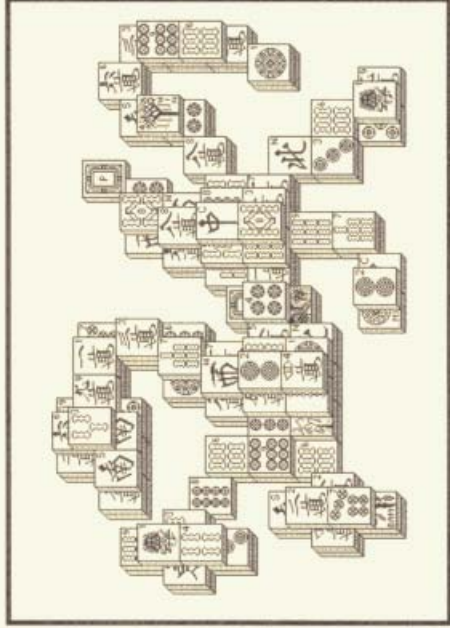
The Rabbit glides through life, because he understands the ways of humanity. This may lead him toward selfless dedication to others, or toward self-indulgence at other's expense, but he always knows what he's doing, and why. Sometimes the understanding overwhelms him and he retires to his burrow, but soon he's back out, letting his instincts lead him smoothly through the crowds to all the carrots he can handle.

Events

Alaska becomes American, 1867
Dominion of Canada formed, 1867
Panama Canal treaty, 1903
First aeroplane flight, 1903
First Transatlantic flight, 1927
Beer Barrel Polka becomes popular, 1939
First TV broadcast in US, 1951

兔

Dragon



Years

February 16, 1904—February 3, 1905
February 3, 1916—January 22, 1917
January 23, 1928—February 9, 1929
February 8, 1940—January 26, 1941
January 27, 1952—February 13, 1953
February 13, 1964—February 1, 1965
January 31, 1976—February 17, 1977
February 17, 1988—February 5, 1989
February 5, 2000—January 23, 2001

People

Abraham Lincoln, 1809
Sigmund Freud, 1856
Helen Keller, 1880
Dr. Seuss, 1904
Martin Luther King Jr., 1929
John Lennon, 1940
Jose Canseco, 1964

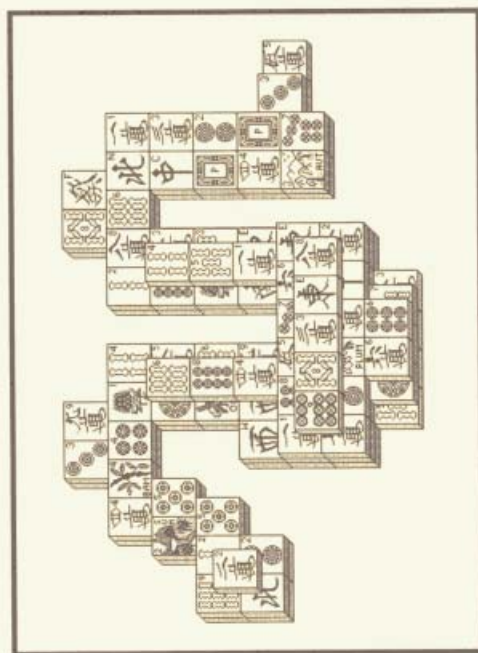
The Dragon is a mover and a shaker. When compiling the lists of famous people for the twelve Animal signs, the Dragon group quickly became twice as large as any other. Egotistical, eccentric, and powerful, these people don't mind letting you know they're better than you, but the thing is, they can back it up. Dragons are feared in Western fables, but in the East, they are revered.

Events

First telegraph message, 1844
Andrew Johnson impeached and acquitted, 1868
BINGO developed in Italy, 1880
Elizabeth becomes queen, 1952
Beatles invade America, 1964
Tokyo hosts summer Olympics, 1964
Viking I lands on Mars, 1976

龍

Snake



Years

February 4, 1905—January 24, 1906
January 23, 1917—February 10, 1918
February 10, 1929—January 29, 1930
January 27, 1941—February 14, 1942
February 14, 1953—February 2, 1954
February 2, 1965—January 20, 1966
February 18, 1977—February 6, 1978
February 6, 1989—January 26, 1990
January 24, 2001—February 11, 2002

People

Mahatma Gandhi, 1869
Greta Garbo, 1905
Howard Hughes, 1905
John F. Kennedy, 1917
Grace Kelly, 1929
Jesse Jackson, 1941
Muhammad Ali, 1942


The Snake person has great depths within him. Wisdom is his, as is sensuality, and intensity—though he may appear on stage, the real life for him is behind closed doors, where he can exercise his powers without explaining them to those who can never understand. Those powers are leading him somewhere, and while others can fail to find their way in life, the Snake must go all the way to his end, whatever it may be.

Events

Boston Tea Party, 1773
Einstein formulates Special Theory of Relativity, 1905
Ty Cobb begins his baseball career, 1905
Russian revolution, 1917
Zeppelin flies around the world, 1929
First conquest of Mt. Everest, 1953
Ford introduces the Mustang, 1965

蛇

Horse



Years

January 25, 1906—February 12, 1907
February 11, 1918—January 31, 1919
January 30, 1930—February 16, 1931
February 15, 1942—February 4, 1943
February 3, 1954—January 23, 1955
January 21, 1966—February 8, 1967
February 7, 1978—January 27, 1979
January 27, 1990—February 14, 1991
February 12, 2002—January 31, 2003

The Horse is straightforward, which makes life easy for him and everyone around him. If he wants something, he just goes and gets it, though often he'll find someone else handing it over without being asked. He's an adventurer, primarily because he's got the strength and endurance needed to take him to far places—and because he can't deny himself the opportunity to make use of his talents.

People

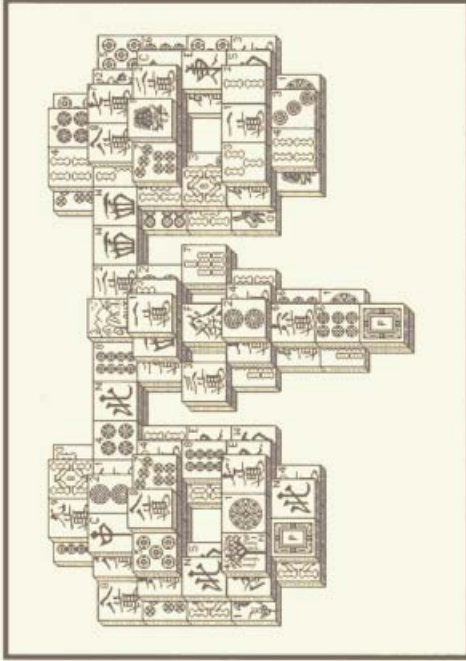

Davy Crockett, 1786
Neil Armstrong, 1930
Sean Connery, 1930
Ray Charles, 1930
James Dean, 1931
Aretha Franklin, 1942
Paul McCartney, 1942

Events

Gregorian calendar adopted, 1582
Mexican-American War, 1846
Discovery of Neptune, 1846
San Francisco earthquake, 1906
Discovery of Pluto, 1930
J. R. R. Tolkien's *Lord of the Rings*, 1954
Reunification of Germany, 1990

馬

Ram



Years

February 13, 1907—February 1, 1908
February 1, 1919—February 19, 1920
February 17, 1931—February 5, 1932
February 5, 1943—January 24, 1944
January 24, 1955—February 11, 1956
February 9, 1967—January 29, 1968
January 28, 1979—February 15, 1980
February 15, 1991—February 3, 1992
February 1, 2003—January 21, 2004

People


Rudolph Valentino, 1895
John Wayne, 1907
Cab Calloway, 1907
Liberace, 1919
Mikhail Gorbachev, 1931
Leonard Nimoy, 1931
George Harrison, 1943

The Ram is a creative person, looking for ways to enhance the enjoyment of the flock. Not that he loves the flock—he can be hard-headed if he has to be—but if others are happy then they won't be hassling him. Because of the harmony he creates, more powerful people take a liking to him and help him in his endeavors, so that in the end, without ever pushing anyone around, he gets exactly what he wants out of life.

Events

Jamestown founded, 1607
First Chicago skyscraper built (10 stories!), 1883
Brooklyn Bridge opened, 1883
Prohibition enacted, 1919
Empire State Building opens, 1931
First modern UFO sightings, 1943
Rosa Parks ignites the Civil Rights movement, 1955

Monkey



Years

February 2, 1908—January 21, 1909
February 20, 1920—February 7, 1921
February 6, 1932—January 25, 1933
January 25, 1944—February 12, 1945
February 12, 1956—January 30, 1957
January 30, 1968—February 16, 1969
February 16, 1980—February 4, 1981
February 4, 1992—January 22, 1993
January 22, 2004—February 8, 2005

People

Leonardo da Vinci, 1452
Bette Davis, 1908
Ian Fleming, 1908
Timothy Leary, 1920
George Lucas, 1944
Mick Jagger, 1944
Joe Montana, 1956

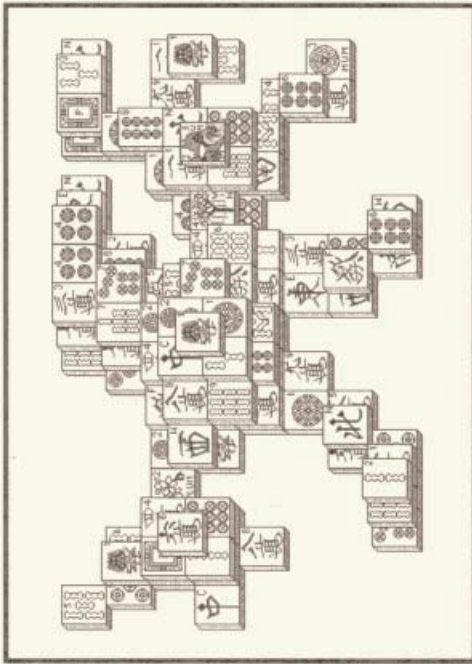
The Monkey person uses his mind more than his mass. Like the little animal that clammers around in the treetops, the Monkey person's brain is always in action. He likes pitting himself against others so he can demonstrate his ability to outmaneuver them. His biggest problem is knowing when to settle for what he's got, as opposed to trying "just one more thing." Or maybe his problem's not believing that that's a problem.

Events

Pilgrims arrive at Plymouth, 1620
United States of America, 1776
Gold discovered in California, 1848
Communist Manifesto, 1848
Confederate States of America, 1861
Amelia Earhart flies solo across the Atlantic, 1932
Transatlantic cable telephone service begun, 1956

猴

Rooster



Years

January 22, 1909—February 9, 1910
February 8, 1921—January 27, 1922
January 26, 1933—February 13, 1934
February 13, 1945—February 1, 1946
January 31, 1957—February 17, 1958
February 17, 1969—February 5, 1970
February 5, 1981—January 24, 1982
January 23, 1993—February 9, 1994
February 9, 2005—January 28, 2006

The Rooster seems to be the cock of the walk, but that flair for performance masks a deeply conservative streak. He makes sure that all of his chicks have what they need. He's not nearly as confident as he seems, but you'll never know it because others are counting on him. He loves to peck away at your life—albeit in a seemingly playful manner—but he does not like having his own feathers ruffled.

People

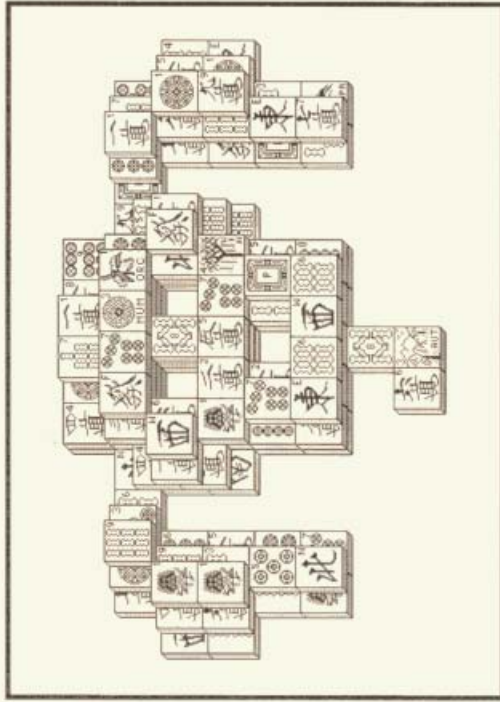
Catherine the Great, 1729
Richard Wagner, 1813
Amelia Earhart, 1897
Errol Flynn, 1909
John Glenn, 1921
Eric Clapton, 1945
Arsenio Hall, 1957

Events

Washington elected first President, 1789
Peary discovers North Pole, 1909
First United Nations General Assembly in London, 1946
Sputnik launched, 1957
West Side Story opens on Broadway, 1957
First man on the moon, 1969
Woodstock, 1969



Dog



Years

February 10, 1910—January 29, 1911
January 28, 1922—February 15, 1923
February 14, 1934—February 3, 1935
February 2, 1946—January 21, 1947
February 18, 1958—February 7, 1959
February 6, 1970—January 26, 1971
January 25, 1982—February 12, 1983
February 10, 1994—January 30, 1995
January 29, 2006—February 17, 2007

People

Winston Churchill, 1874
Albert Schweitzer, 1875
Sam Donaldson, 1934
Elvis Presley, 1935
Connie Chung, 1946
Rickey Henderson, 1958
Prince, 1958


There's no real mystery about the Dog person. He's always straightforward, always ready to come to the aid of his friends and go for the throat of his enemies. If you betray his trust, he'll let you know about it, but he won't write off the whole relationship. He may become a bit cynical over time, but that's because he had no cynicism at all when he was a pup—and even so, he'll never stop believing that what he does matters.

Events

LaSalle claims Louisiana Territory, 1682
Philadelphia becomes first US capital, 1790
British burn Washington DC, 1814
California gains statehood, 1850
Greater New York established, 1898
NASA established, 1958
First Earth Day, 1970

狗

Boar



Years

January 30, 1911—February 17, 1912
February 16, 1923—February 4, 1924
February 4, 1935—January 23, 1936
January 22, 1947—February 9, 1948
February 8, 1959—January 27, 1960
January 27, 1971—February 14, 1972
February 13, 1983—February 1, 1984
January 31, 1995—February 18, 1996
February 18, 2007—February 6, 2008

The Boar is renowned for his fortitude; once he decides to do something, he perseveres until it's done. Of course, he may have to ignore other considerations and commitments in his quest for results, but he's so natural about it that people he slights rarely hold it against him. He does his best to make it up afterward, and since he doesn't look at anything as a problem he can't overcome, he generally succeeds at that, too.

People

Aleister Crowley, 1875
Alfred Hitchcock, 1899
Ronald Reagan, 1911
Roy Rogers, 1911
Hank Williams, 1923
Luciano Pavarotti, 1935
Woody Allen, 1935

Events

Louisiana Purchase, 1803
Andrew Jackson defeats British at New Orleans, 1815
Vulcanized rubber patented, 1839
Emancipation Proclamation, 1863
Jackie Robinson breaks baseball color barrier, 1947
Hawaii made 50th state, 1959
Voting age lowered to 18, 1971

猪

The Present

The first man to bring Shanghai to the computer world was **Brodie Lockard**. He learned to play it through family and friends, and though he'd been programming since 1978, it wasn't until 1985 that he decided to see if he could put Shanghai into a computer. When he was done, on Christmas Eve of that year, he offered it to some other friends, at Activision—and the rest is definitely history.

At last count, Shanghai now plays on over twenty-five different computer brands around the world, more than any other entertainment program.

Despite this success, Brodie still works at Stanford University in Palo Alto, California, as a supervisor in the Courseware Authoring Tools department. He was born in the year of the Rat.

Brian A. Rice was the programmer and computer guru for *Shanghai II: Dragon's Eye*. Known for his many entertainment and educational products, including *Tongue of the Fatman*, *Willow*, *GFL Championship Football*, *Star Rank Boxing*, *The Electric Jigsaw*, and *The Electric Crayon*, Brian continues to exhibit the quality and visual style for which he is known. Brian not only managed to complete *Shanghai II: Dragon's Eye* in all its glory, but in the process, experienced the birth of his first child, daughter Brittany Elizabeth. Brian was born in the year of the Dog.

Michael E. Moore produced *Shanghai II: Dragon's Eye*. He had once thought he'd carve out a career for himself designing board games, which he did for ten years, but one day he discovered the joys of games he didn't have to carve and switched to computers. He indulges in all the time-honored vices, with one exception—he doesn't play games. "That's not play, that's work!" he says. He, too, is a Rat.

Mitzi S. McGilvray was the Associate Producer. A self-described "Dragon Lady of Shanghai"—she was born in the year of the Dragon—she came to the company as a Technical Support rep and became so addicted to *Shanghai* that she feared for her job when all she wanted to do all day was play the game. Working on *Shanghai II: Dragon's Eye* has only intensified her incurable addiction to this game classic.

Activision Limited 90-Day Warranty

Activision warrants to the original consumer purchaser of this computer software product that the recording medium on which the software program is recorded will be free from defects in material and workmanship for 90 days from the date of purchase. If the recording medium is found defective within 90 days of original purchase, Activision agrees to replace, free of charge, any product discovered to be defective within such period upon receipt at its Factory Service Center of the product, postage paid, with proof of date of purchase, as long as the program is still being manufactured by Activision. In the event that the program is no longer available, Activision retains the right to substitute a similar product of equal or greater value.

This warranty is limited to the recording medium containing the software program originally provided by Activision and is not applicable to normal wear and tear. This warranty shall not be applicable and shall be void if the defect has arisen through abuse, mistreatment, or neglect. Any implied warranties applicable to this product are limited to the 90-day period described above.

To receive a replacement, you should enclose all the original product disks and the manual in the original product package or other protective packaging accompanied by

- a brief statement describing the defect,
- your name and return address, and
- a photocopy of your dated sales receipt.

Please see the special "RETURNS" information for further instructions. If you have any questions, you may call Activision Consumer Services at the number shown in the front of this manual.

EXCEPT AS SET FORTH ABOVE, THIS WARRANTY IS IN LIEU OF ALL OTHER WARRANTIES, WHETHER ORAL OR WRITTEN, EXPRESS OR IMPLIED, INCLUDING ANY WARRANTY OF MERCHANTABILITY OR FITNESS FOR A PARTICULAR PURPOSE, AND NO OTHER REPRESENTATION OR CLAIMS OF ANY KIND SHALL BE BINDING ON OR OBLIGATE ACTIVISION. IN NO EVENT WILL ACTIVISION BE LIABLE FOR SPECIAL, INCIDENTAL, OR CONSEQUENTIAL DAMAGE RESULTING FROM POSSESSION, USE, OR MALFUNCTION OF THIS PRODUCT, INCLUDING DAMAGE TO PROPERTY AND, TO THE EXTENT PERMITTED BY LAW, DAMAGES FOR PERSONAL INJURY, EVEN IF ACTIVISION HAS BEEN ADVISED OF THE POSSIBILITY OF SUCH DAMAGES.

SOME STATES DO NOT ALLOW LIMITATIONS ON HOW LONG AN IMPLIED WARRANTY LASTS AND/OR THE EXCLUSION OR LIMITATION OF INCIDENTAL OR CONSEQUENTIAL DAMAGES, SO THE ABOVE LIMITATIONS AND/OR EXCLUSION OR LIMITATION OF LIABILITY MAY NOT APPLY TO YOU. THIS WARRANTY GIVES YOU SPECIFIC LEGAL RIGHTS, AND YOU MAY HAVE OTHER RIGHTS WHICH VARY FROM STATE TO STATE.

RETURNS

Certified mail is recommended for returns. For best service, please be sure to—

1. Send only the original product disks.
2. Enclose a photocopy of your dated sales receipt.
3. Enclose your name and return address, typed or printed clearly, *inside* the package.
4. Enclose a brief note describing the problem(s) you have encountered with the software.
5. Write the name of the product and the brand and model name or model number of your computer on the *front* of the package.

Send to:

WARRANTY REPLACEMENTS
Activation
P.O. Box 67001
Los Angeles, CA 90067

ACTIVISION